

Environmental Product Declaration

In accordance with ISO 14025:2006 and EN 15804:2012+A2:2019/AC:2021 for:

FURANFLEX® RWV

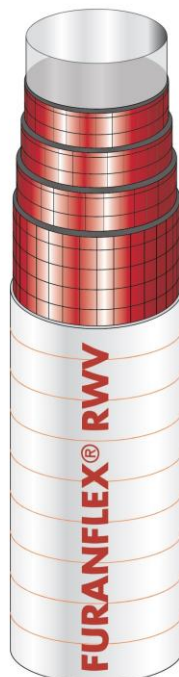
from

Kompozitor Műanyagipari Fejlesztő Kft./
Kompozitor Plastics Developing Ltd.



Programme:	The International EPD System, www.environdec.com
Programme operator:	EPD International AB
Licensee:	N/A
Type of EPD:	EPD of a single product from a manufacturer
EPD registration number:	EPD-IES-0027922:001
Version date:	2025-12-18
Validity date:	2030-12-18

An EPD may be updated or depublished if conditions change. To find the latest version of the EPD and to confirm its validity, see www.environdec.com



GENERAL INFORMATION

Programme Information	
Programme:	The International EPD® System
Address:	EPD International AB Box 210 60 SE-100 31 Stockholm Sweden
Website:	www.environdec.com
E-mail:	support@environdec.com

Product Category Rules (PCR)
CEN standard EN 15804 serves as the Core Product Category Rules (PCR)
Product Category Rules (PCR): PCR 2019:14 Construction products (EN 15804+A2) (2.0.1), UN CPC Code: 3632
PCR review was conducted by: Rob Rouwette (chair), Noa Meron (co-chair). The review panel may be contacted via support@environdec.com .
c-PCR, if applicable: N/A

Third-party Verification
Independent third-party verification of the declaration and data, according to ISO 14025:2006, via:
<input checked="" type="checkbox"/> Individual EPD verification without a pre-verified LCA/EPD tool Third-party verifier: Mari Kirss, Meetripuu OÜ Approved by: International EPD System
Procedure for follow-up of data during EPD validity involves third party verifier:
<input type="checkbox"/> Yes <input checked="" type="checkbox"/> No

The EPD owner has the sole ownership, liability, and responsibility for the EPD.

EPDs within the same product category but published in different EPD programmes, may not be comparable. For two EPDs to be comparable, they shall be based on the same PCR (including the same first-digit version number) or be based on fully aligned PCRs or versions of PCRs; cover products with identical functions, technical performances and use (e.g. identical declared/functional units); have identical scope in terms of included life-cycle stages (unless the excluded life-cycle stage is demonstrated to be insignificant); apply identical impact assessment methods (including the same version of characterisation factors); and be valid at the time of comparison. For further information about comparability, see EN 15804 and ISO 14025.

INFORMATION ABOUT EPD OWNER

Owner of the EPD: Kompozitor Műanyagipari Fejlesztő Kft./Kompozitor Plastics Developing Ltd.

Address: Vecsés, Széchenyi u. 60, 2220

Contact: Máté Forgács

Address and contact information of the LCA practitioner commissioned by the EPD owner, if applicable:

András Klopfer, Budapest, Váci út 20, 1132

Dominika Szűcs, Budapest, Váci út 20, 1132

Csongor Bajnózkí, Budapest, Váci út 20, 1132

Description of the organisation: Kompozitor Plastics Developing Ltd. was established in 1991. One of the founders of the company is Géza Kecskeméthy, an award-winning mechanical engineer, who has more than 70 inventions and patents to his name. Previously, the founding professionals worked together in the state-owned Plastic Research Institute where they conducted high-level plastic industry development researches. Since the founding of the company, the main activity of the company has been the development and production of high-strength fiberglass-reinforced synthetic resin (composite) products. The company continuously creates new ones by further development of composite plastics.

The seat of Kompozitor Kft. is located in Vecsés, Hungary. Since 2008, the self-owned, modern, 3,000 m² plant has housed the development and production of various composite-based products. Its operation is regulated and certified by the ISO 9001 and ISO 14001 quality and environmental management systems. Currently, nearly fifty employees work at the company and carry out technical development and production activities with high added value.

Product-related or management system-related certifications: ISO 9001 and ISO 14001

PRODUCT INFORMATION

Product name: FURANFLEX® RWV

Product identification: Lining material to be used for depressing (40 Pa) operation of flue gases of wood-burning combustion equipment with a temperature of up to 450°C, which can be used in dry mode. Resists soot burning. Classification according to EN 1443: T 450 N1 D 2 G.

UN CPC code: 3632

Other codes for product classification: N/A

Product description: The subject of the EPD is a liner material which is to be used for renovating ducts. The liner is made of glass fibre reinforced thermoset composite material. The glass fabric is impregnated with a resin mixture containing additives. The impregnated material is then heat-treated to reach a semi-solid state intermediate product. The liner is produced from this intermediate product by folding the layers onto each other. It is packed and shipped in this semi-solid state as flat hoses for installation to trained installers. Liner is placed into chimneys, ventilation ducts or rainwater drains to be relined, inflated and hardened (final polymerization) according to the technology. Kompozitor provides liners

only to trained and certified professional installers who are in possession of the know-how and own special technological equipment.

Manufacturing process:

The manufacturing process of the FURANFLEX® flexible composite resin liner pipe system products is the following:

The subject of the EPD is a liner material which is to be used for renovating ducts. The liner is made of glass fibre reinforced thermoset composite material. The glass fabric is impregnated with a resin mixture containing additives. The impregnated material is then heat-treated to reach a semi-solid state intermediate product. The liner is produced from this intermediate product by folding the layers onto each other. It is packed and shipped in this semi-solid state as flat hoses for installation to trained installers. Liner is placed into chimneys, ventilation ducts or rainwater drains to be relined, inflated and hardened (final polymerization) according to the technology. Kompozitor provides liners only to trained and certified professional installers who are in possession of the know-how and own special technological equipment.

Name and location of production site(s): Vecsés, Hungary

For more information, please visit: <https://kompozitor.hu/index.php/en/home-en/>

CONTENT DECLARATION

- The mass (weight) of one unit of a product, as purchased or per declared unit: Declared unit is 1 kg (For a diameter of 150 mm, 1 flowmeter is 4.6 kg)
- Content of the product in the form of a list of materials and substances, and their mass:
 - o Composite:
 - Resins: 20-40%
 - Fillers: 40-60%
 - Colourants: <5%
 - Catalyst: <5%
 - Stabilizer: 20-40%
 - o Outer fabric: <5%
- The mass and the content of distribution and/or consumer packaging:
 - o HDF board/cardboard box: 0,048 kg/0,011 kg
 - o Tile strip: 0,065 kg
 - o Pallet (wood)/(plastic): 0,051 kg/0,001 kg
- Information on the environmental and hazardous/toxic properties of substances contained in the product:
 - o N/A
- Other information on substances with hazardous and toxic properties:
 - o N/A
- The declared share of biogenic/recycled materials:
 - o Share of biogenic material: 8,22%

- Share of recycled material: 0%
- Biogenic content in the packaging:
 - 47,01%

Product content	Mass, kg	Post-consumer recycled material, mass-% of product	Biogenic material, mass-% of product	Biogenic material, kg C/product or declared unit
Resins	0,2-0,4	N/A	8,22%	0,082
Fillers	0,4-0,6	N/A	N/A	N/A
Colourants	<0,05	N/A	N/A	N/A
Catalyst	<0,05	N/A	N/A	N/A
Stabilizer	0,2-0,4	N/A	N/A	N/A
Outer fabric	<0,05	N/A	N/A	N/A
TOTAL	1	N/A	N/A	N/A

Packaging materials	Mass, kg	Mass-% (versus the product)	Biogenic material, kg C/product
HDF board	0,048	4,8%	0,49
Tile strip	0,065	6,5%	0,49
Pallet (wood)	0,051	5,1%	0,45
Pallet (plastic)	0,001	0,1%	0
Cardboard box	0,011	1,1%	0,37
TOTAL	0,175	17,5%	1,8

1 kg biogenic carbon in the product/packaging is equivalent to the uptake of 44/12 kg of CO₂.

LCA INFORMATION

Declared unit: 1 kg

Expected product lifetime: Min. 10 years

Time representativeness: 2024

Geographical scope: Hungary

Database(s) and LCA software used: Ecoinvent 3.10 (the EN 15804 reference package based on EF 3.1 has been used) and Microsoft Excel

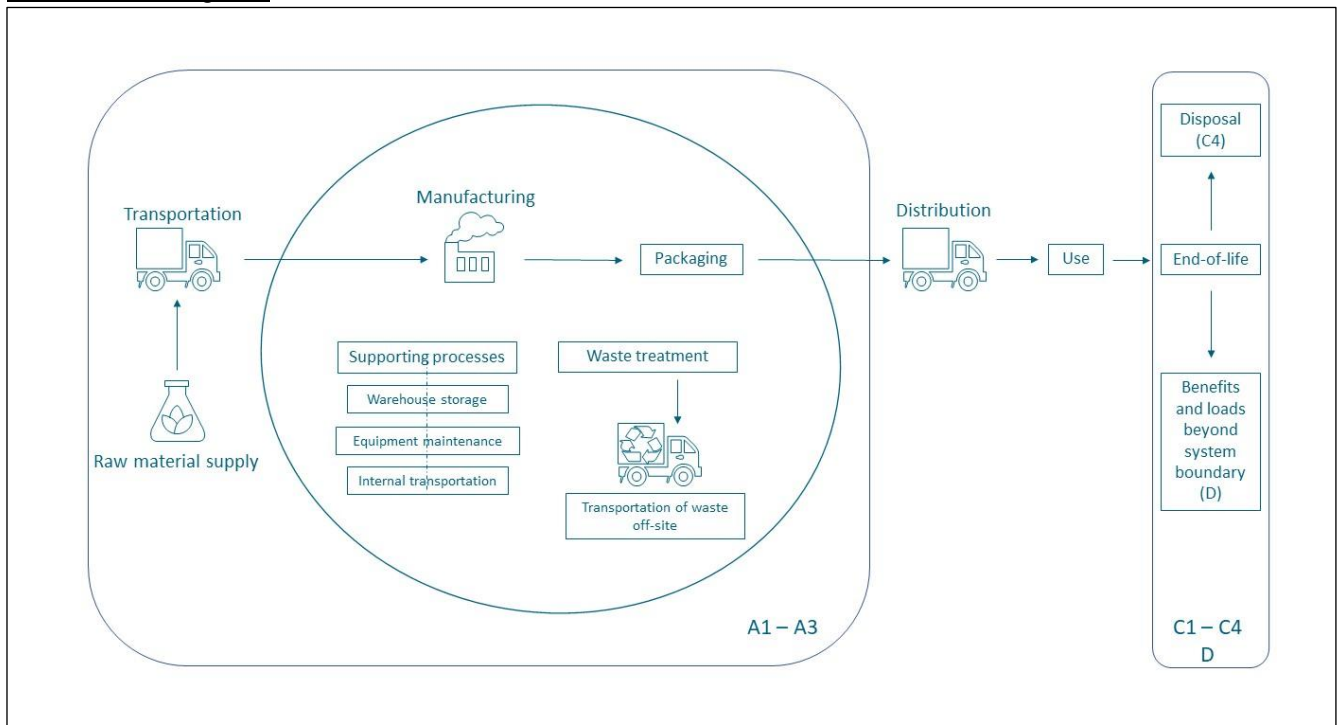
EPD/LCA Tool used: N/A

Description of system boundaries:

The LCA is a Cradle-to-Gate with optional modules. Major steps from raw material extraction to the end-of-life (final disposal) of the product has been included in the scope of the study. Life cycle stages included are A1-A3, C1-C4 and D.

The use stage B is not considered in this study, since no impacts are associated with the use stage. All impacts associated with the production of materials and energy are included in the system boundaries. During the use phase, flexible composite synthetic resin liner systems do not consume resources and are not released into the environment. Moreover, flexible composite synthetic resin liner systems do not require maintenance, repair, replacement or refurbishment beyond their normal use, so no impact is considered for modules B1 to B7 and therefore excluded in this assessment.

Process flow diagram:



More information:

Detailed information on the products can be found at [FURANFLEX®](http://FURANFLEX.com).

The underlying LCA study was carried out by EY denkstatt Kft.

Data quality: The data quality assessment performed during the analysis was based on the Data quality level and criteria of the UN Environment Global Guidance on LCA database development.

The data quality information has been provided according to the requirements of EN 15941.

ISO 14044 was applied in terms of data collection and quality requirements. The data concerning the modules A1 (raw material supply), A2 (transportation) and A3 (product manufacturing) were provided by Kompozitor Műanyagipari Fejlesztő Kft. and involved all input and output materials to the plant, the consumed utilities (energy, water) and the distances and means of transport for each input stream. Data

reliability is considered very good for energy consumption, material inputs, material outputs, waste management and good for transportation. Proxy had to be applied for five processes.

This LCA report is based on site-specific data from the manufacturer and is representative for the production for 2024 January – 2024 December (12-month period). The manufacturing location is in Vecsés, Hungary. However, since the components are delivered by external suppliers, their production processes are modelled using data from the Ecoinvent 3.10 database.

Allocation: ISO 14040 defines the allocation as “partitioning the input or output flow of a unit process to the product system under study”. Allocation was done to identify the associated quantity of flows that are common for the factory: electricity, natural gas, diesel and liquified petroleum gas for logistic purposes, product specific data, transportation and use of packaging materials, and the delivery kilometers of the common ingredients and outputs. Allocation is based on product volume, mass (kg), because there is a linear correlation between energy demand and weight mass of materials (product volume) and the inputs and outputs were provided in mass (kg).

Cut-off rules: According to the PCR and EN 15804, not more than 5% of the incoming flows (by mass and energy) per module can be excluded. Data is provided for all inputs and outputs to the factory processes, and they are accounted in the model in full. Materials and processes with negligible contributions (less than 1%) are also included with the exception of two point source materials: solid material and phenol; since the value of these two materials are negligible, they are omitted. For processes after the production stage, relevant scenarios are assumed regarding geographical scope and existent practices, e.g., for waste treatment options. Where site-specific data was missing, it was modelled with generic datasets from the Ecoinvent 3.10 database. Construction of buildings, machines and other equipment or infrastructure and consumption related to offices are not included as they do not have a direct relation to the production process.

Calculating the primary energy use indicators: Based on different interpretations of EN 15804, the PCR 2019:14 v2.0.1 offers three options for how to separate the use of primary energy into energy used as raw material and energy used as energy carrier. Under the present study, option A has been selected. Option A is in direct connection to the declaration of the results of the primary energy use indicators in the EPD. Even though the energy used as raw materials is not zero over the product life cycle, energy is no longer stored in the product. The reason why energy used as raw materials is not zero over the product life cycle is because the energy stored in the packaging of the product enters under module A3 and leaves under module A5, however, module A5 is not declared in the present EPD. Because module A5 is not declared in the present EPD, the leaving of the energy stored in the packaging of the product is balanced out in module A3.

Energy in the manufacturing phase: Electricity information and CO₂ emission, kg CO₂-eq./kWh (GWP-GHG): electricity, high voltage, residual mix // HU, electricity, high voltage (Ecoinvent 3.10): 0,41 kg CO₂-eq./kWh.

End-of-life process description:

C1: building demolition with skid-steer loaders, including energy for dismantling, particulate matter emissions from dismantling and handling.

C2: the following distances are assumed for the respective waste destinations:

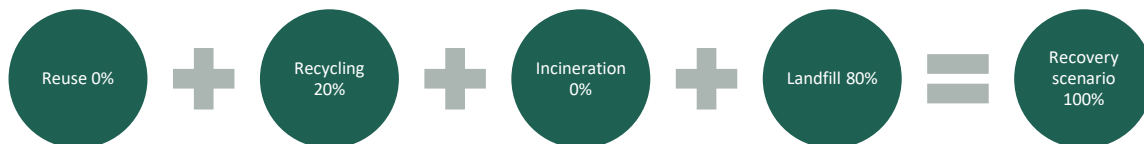
- To the sorting facility – 100 km by truck (transport, freight, lorry 7.5-16 metric ton, EURO5);
- To recycling – 50 km by truck (transport, freight, lorry 7.5-16 metric ton, EURO5);

C3 and C4: the FURANFLEX® RWV products are sold over many European markets with varying levels of waste treatment services. One waste treatment scenario is modelled – for broad European context (100% market share). The table below summarises the total share of the of the FURANFLEX® RWV product by waste treatment.

- Collection rate: 100 %;
- Recycling: 20 %;
- Landfill 80%.

D: the product is recycled (20%) or landfilled (80%) at the end of its lifecycle.

Processes	Unit (expressed per declared unit)
Collection process specified by type	1 kg collected separately
Recovery system specified by type	0,2 kg for recycling (C3) 0 kg for reuse (C3) 0 kg material for incineration (C4)
Disposal specified by type	0,8 kg for sanitary landfill (C4)
Assumptions for scenario development, e.g., transportation	The following distances are assumed for the respective waste destinations: <ul style="list-style-type: none"> - To the sorting facility – 100 km; - To recycling – 50 km;



Modules declared, geographical scope, share of primary data (in GWP-GHG results) and data variation (in GWP-GHG results):

	Product stage			Construction process stage		Use stage							End of life stage				Resource recovery stage
	Raw material supply	Transport	Manufacturing	Transport	Construction installation	Use	Maintenance	Repair	Replacement	Refurbishment	Operational energy use	Operational water use	De-construction demolition	Transport	Waste processing	Disposal	Reuse-Recovery-Recycling-potential
Module	A1	A2	A3	A4	A5	B1	B2	B3	B4	B5	B6	B7	C1	C2	C3	C4	D
Modules declared	x	x	x	ND	ND	ND	ND	ND	ND	ND	ND	ND	x	x	x	x	x
Geography	EU	EU	HU	N/A	N/A	N/A	N/A	N/A	N/A	N/A	N/A	N/A	EU	EU	EU	EU	EU
Specific data used	19,12%			-	-	-	-	-	-	-	-	-	-	-	-	-	-

Process	Source type	Source	Reference year	Data category	Share of primary data, of GWP-GHG results for A1-A3
Manufacturing	Collected data	EPD owner	2024	Primary data	0,95%
Electricity	Collected data	EPD owner	2024	Primary data	4,58%
Materials	Database	Ecoinvent v3.10	2024	Secondary data	0,00%
Transportation	Collected data	EPD owner	2024	Primary data	6,15%
Direct process emissions	Collected data	EPD owner	2024	Primary data	0,00%
Other processes	Collected data	EPD owner	2024	Primary data	7,45%
Total share of primary data, of GWP-GHG results for A1-A3					19,12%

ENVIRONMENTAL PERFORMANCE

LCA results of the product(s) - main environmental performance results

Mandatory impact category indicators according to EN 15804

Results per declared unit							
Indicator	Unit	A1-A3	C1	C2	C3	C4	D
GWP-total	kg CO ₂ eq.	4,93E+00	4,38E-03	7,01E-03	2,41E-03	8,12E-03	-6,51E-04
GWP-fossil	kg CO ₂ eq.	4,31E+00	4,38E-03	7,00E-03	2,40E-03	8,08E-03	-6,29E-04
GWP-biogenic	kg CO ₂ eq.	2,95E-01	4,37E-07	3,85E-06	1,07E-05	4,46E-05	-2,17E-05
GWP-luluc	kg CO ₂ eq.	2,61E-03	3,81E-07	2,20E-06	1,19E-06	1,96E-06	-2,71E-07
ODP	kg CFC 11 eq.	1,29E-07	6,70E-11	1,40E-10	4,74E-11	2,53E-10	-7,67E-12
AP	mol H ⁺ eq.	1,86E-02	3,95E-05	2,09E-05	1,74E-05	8,90E-05	-5,15E-06
EP-freshwater	kg P eq.	8,66E-04	1,28E-07	4,57E-07	8,79E-07	1,35E-05	-9,00E-08
EP-marine	kg N eq.	3,38E-03	1,83E-05	7,01E-06	6,55E-06	2,22E-05	-1,55E-06
EP-terrestrial	mol N eq.	3,78E-02	2,01E-04	7,63E-05	7,10E-05	2,38E-04	-2,11E-05
POCP	kg NMVOC eq.	1,34E-02	5,98E-05	3,30E-05	2,30E-05	8,72E-05	-5,24E-06
ADP-minerals&metals*	kg Sb eq.	4,28E-04	1,57E-09	2,29E-08	7,19E-09	1,58E-08	-9,33E-09
ADP-fossil*	MJ	5,54E+01	5,73E-02	9,75E-02	3,83E-02	1,88E-01	-8,64E-03
WDP*	m ³	1,20E+00	1,40E-04	4,68E-04	2,92E-04	1,12E-03	-2,93E-03
Acronyms	GWP-fossil = Global Warming Potential fossil fuels; GWP-biogenic = Global Warming Potential biogenic; GWP-luluc = Global Warming Potential land use and land use change; ODP = Depletion potential of the stratospheric ozone layer; AP = Acidification potential, Accumulated Exceedance; EP-freshwater = Eutrophication potential, fraction of nutrients reaching freshwater end compartment; EP-marine = Eutrophication potential, fraction of nutrients reaching marine end compartment; EP-terrestrial = Eutrophication potential, Accumulated Exceedance; POCP = Formation potential of tropospheric ozone; ADP-minerals&metals = Abiotic depletion potential for non-fossil resources; ADP-fossil = Abiotic depletion for fossil resources potential; WDP = Water (user) deprivation potential, deprivation-weighted water consumption						

* Disclaimer: The results of this environmental impact indicator shall be used with care as the uncertainties on these results are high or as there is limited experienced with the indicator.

The estimated impact results are only relative statements, which do not indicate the endpoints of the impact categories, exceeding threshold values, safety margins and/or risks.

The results of the end-of-life stage (modules C1-C4) should be considered when using the results of the product stage (modules A1-A3).

The biogenic carbon content from the packaging of the product has been balanced out in modules A1-A3.

Additional mandatory and voluntary impact category indicators

Results per declared unit							
Indicator	Unit	A1-A3	C1	C2	C3	C4	D
GWP-GHG ¹	kg CO ₂ eq.	4,32E+00	4,38E-03	7,00E-03	2,40E-03	8,08E-03	-6,30E-04

Additional voluntary indicators e.g. the voluntary indicators from EN 15804 or the global indicators according to ISO 21930:2017

Resource use indicators

Results per declared unit							
Indicator	Unit	A1-A3	C1	C2	C3	C4	D
PERE	MJ	4,85E+00	1,37E-03	7,36E-03	7,70E-03	1,53E-02	-1,18E-02
PERM	MJ	6,59E-01	0,00E+00	0,00E+00	0,00E+00	0,00E+00	0,00E+00
PERT	MJ	5,51E+00	1,37E-03	7,36E-03	7,70E-03	1,53E-02	-1,18E-02
PENRE	MJ	4,95E+01	2,24E-01	3,82E-01	1,50E-01	7,35E-01	-3,38E-02
PENRM	MJ	5,97E+00	0,00E+00	0,00E+00	-6,51E+00	0,00E+00	0,00E+00
PENRT	MJ	5,55E+01	2,24E-01	3,82E-01	-6,36E+00	7,35E-01	-3,38E-02
SM	kg	0,00E+00	0,00E+00	0,00E+00	0,00E+00	0,00E+00	1,00E+00
RSF	MJ	0,00E+00	0,00E+00	0,00E+00	0,00E+00	0,00E+00	0,00E+00
NRSF	MJ	0,00E+00	0,00E+00	0,00E+00	0,00E+00	0,00E+00	0,00E+00
FW	m ³	1,20E+00	5,49E-04	1,83E-03	1,14E-03	4,40E+00	-1,15E-02

Acronyms
 PERE = Use of renewable primary energy excluding renewable primary energy resources used as raw materials; PERM = Use of renewable primary energy resources used as raw materials; PERT = Total use of renewable primary energy resources; PENRE = Use of non-renewable primary energy excluding non-renewable primary energy resources used as raw materials; PENRM = Use of non-renewable primary energy resources used as raw materials; PENRT = Total use of non-renewable primary energy re-sources; SM = Use of secondary material; RSF = Use of renewable secondary fuels; NRSF = Use of non-renewable secondary fuels; FW = Use of net fresh water

Primary energy indicators have been balanced out in module C3.

¹ This indicator accounts for all greenhouse gases except biogenic carbon dioxide uptake and emissions and biogenic carbon stored in the product. As such, the indicator is identical to GWP-total except that the CF for biogenic CO₂ is set to zero.

Waste indicators

Results per declared unit							
Indicator	Unit	A1-A3	C1	C2	C3	C4	D
Hazardous waste disposed	kg	1,75E-01	2,50E-04	4,98E-04	2,40E-04	1,24E-03	-2,42E-04
Non-hazardous waste disposed	kg	6,21E+00	3,42E-03	1,17E-02	4,79E-01	1,13E+01	-3,32E-03
Radioactive waste disposed	kg	9,96E-05	2,46E-08	1,46E-07	1,84E-07	2,41E-07	-9,72E-08

Output flow indicators

Results per declared unit							
Indicator	Unit	A1-A3	C1	C2	C3	C4	D
Components for re-use	kg	0,00E+00	0,00E+00	0,00E+00	0,00E+00	0,00E+00	0,00E+00
Material for recycling	kg	0,00E+00	0,00E+00	0,00E+00	2,00E-01	0,00E+00	0,00E+00
Materials for energy recovery	kg	0,00E+00	0,00E+00	0,00E+00	0,00E+00	0,00E+00	0,00E+00
Exported energy, electricity	MJ	0,00E+00	0,00E+00	0,00E+00	0,00E+00	0,00E+00	0,00E+00
Exported energy, thermal	MJ	0,00E+00	0,00E+00	0,00E+00	0,00E+00	0,00E+00	0,00E+00

ADDITIONAL ENVIRONMENTAL INFORMATION

The three scenarios of the End of life (100% landfill, 100% incineration, 100% recycling) have been declared in the EPD.

The 100% landfill scenario

Results per declared unit					
Indicator	Unit	C1	C2	C3	C4
GWP-total	kg CO ₂ eq.	4,38E-03	1,20E-02	0,00E+00	1,01E-02
GWP-fossil	kg CO ₂ eq.	4,38E-03	1,20E-02	0,00E+00	1,00E-02
GWP-biogenic	kg CO ₂ eq.	4,37E-07	6,62E-06	0,00E+00	5,54E-05
GWP-luluc	kg CO ₂ eq.	3,81E-07	3,79E-06	0,00E+00	2,43E-06
ODP	kg CFC 11 eq.	6,70E-11	2,40E-10	0,00E+00	3,14E-10
AP	mol H ⁺ eq.	3,95E-05	3,59E-05	0,00E+00	1,10E-04
EP-freshwater	kg P eq.	1,28E-07	7,85E-07	0,00E+00	1,68E-05
EP-marine	kg N eq.	1,83E-05	1,20E-05	0,00E+00	2,75E-05
EP-terrestrial	mol N eq.	2,01E-04	1,31E-04	0,00E+00	2,96E-04
POCP	kg NMVOC eq.	5,98E-05	5,67E-05	0,00E+00	1,08E-04
ADP-minerals&metals*	kg Sb eq.	1,57E-09	3,93E-08	0,00E+00	1,96E-08
ADP-fossil*	MJ	5,73E-02	1,68E-01	0,00E+00	2,33E-01
WDP*	m ³	1,40E-04	8,04E-04	0,00E+00	1,39E-03
GWP-GHG	kg CO ₂ eq.	4,38E-03	1,20E-02	0,00E+00	1,00E-02

The 100% incineration scenario

Results per declared unit					
Indicator	Unit	C1	C2	C3	C4
GWP-total	kg CO ₂ eq.	4,38E-03	1,20E-02	0,00E+00	1,25E+00
GWP-fossil	kg CO ₂ eq.	4,38E-03	1,20E-02	0,00E+00	5,19E-01
GWP-biogenic	kg CO ₂ eq.	4,37E-07	6,62E-06	0,00E+00	7,27E-01
GWP-luluc	kg CO ₂ eq.	3,81E-07	3,79E-06	0,00E+00	8,74E-06
ODP	kg CFC 11 eq.	6,70E-11	2,40E-10	0,00E+00	6,31E-10
AP	mol H ⁺ eq.	3,95E-05	3,59E-05	0,00E+00	2,89E-04
EP-freshwater	kg P eq.	1,28E-07	7,85E-07	0,00E+00	4,44E-05
EP-marine	kg N eq.	1,83E-05	1,20E-05	0,00E+00	1,59E-04
EP-terrestrial	mol N eq.	2,01E-04	1,31E-04	0,00E+00	1,36E-03
POCP	kg NMVOC eq.	5,98E-05	5,67E-05	0,00E+00	3,58E-04
ADP-minerals&metals*	kg Sb eq.	1,57E-09	3,93E-08	0,00E+00	1,00E-07
ADP-fossil*	MJ	5,73E-02	1,68E-01	0,00E+00	3,45E-01
WDP*	m ³	1,40E-04	8,04E-04	0,00E+00	6,82E-02
GWP-GHG	kg CO ₂ eq.	4,38E-03	1,20E-02	0,00E+00	5,19E-01

The 100% recycling scenario

Results per declared unit					
Indicator	Unit	C1	C2	C3	C4
GWP-total	kg CO ₂ eq.	4,38E-03	2,41E-02	1,24E-02	0,00E+00
GWP-fossil	kg CO ₂ eq.	4,38E-03	2,41E-02	1,24E-02	0,00E+00
GWP-biogenic	kg CO ₂ eq.	4,37E-07	1,32E-05	5,53E-05	0,00E+00
GWP-luluc	kg CO ₂ eq.	3,81E-07	7,57E-06	6,14E-06	0,00E+00
ODP	kg CFC 11 eq.	6,70E-11	4,80E-10	2,44E-10	0,00E+00
AP	mol H ⁺ eq.	3,95E-05	7,18E-05	8,98E-05	0,00E+00
EP-freshwater	kg P eq.	1,28E-07	1,57E-06	4,53E-06	0,00E+00
EP-marine	kg N eq.	1,83E-05	2,41E-05	3,38E-05	0,00E+00
EP-terrestrial	mol N eq.	2,01E-04	2,62E-04	3,66E-04	0,00E+00
POCP	kg NMVOC eq.	5,98E-05	1,13E-04	1,19E-04	0,00E+00
ADP-minerals&metals*	kg Sb eq.	1,57E-09	7,86E-08	3,70E-08	0,00E+00
ADP-fossil*	MJ	5,73E-02	3,35E-01	1,98E-01	0,00E+00
WDP*	m ³	1,40E-04	1,61E-03	1,51E-03	0,00E+00
GWP-GHG	kg CO ₂ eq.	4,38E-03	2,41E-02	1,24E-02	0,00E+00

ABBREVIATIONS

All abbreviations used in the EPD must be added. Please add all the abbreviations used.

Abbreviation	Definition
General Abbreviations	
EN	European Norm (Standard)
EF	Environmental Footprint
GPI	General Programme Instructions
ISO	International Organization for Standardization
CEN	European Committee for Standardization
SVHC	Substances of Very High Concern
ND	Not Declared
PCR	Product Category Rules
N/A	Not Applicable
EU	European Union
HU	Hungary
ISO	International Organization for Standardization

REFERENCES

Ecoinvent v3.10 database, 2023

EN 15804:2012+A2:2019 Sustainability of construction works - Environmental product declarations - Core rules for the product category of construction products, 2019

EN 15941 Sustainability of construction works - Data quality for environmental assessment of products and construction work - Selection and use of data

ISO 14025:2010 Environmental labels and declarations - Type III environmental declarations - Principles and procedures

General Programme Instructions of the International EPD® System. Version 5.

ISO 14040:2006 (E) Environmental management — Life cycle assessment — Principles and framework, 2006-07

ISO 14044:2006 + Amd 1:2017 Environmental management — Life cycle assessment — Requirements and guidelines, 2018

PCR 2019:14 v 2.0.1., Construction products

VERSION HISTORY

Original Version of the EPD, 2025-12-18

